

# TAMAKI\_Free\_Wi-Fi Procedures (Email certification method)

① Turn on Wi-Fi, From the network list selection screen "TAMAKI\_Free\_Wi-Fi" Tap



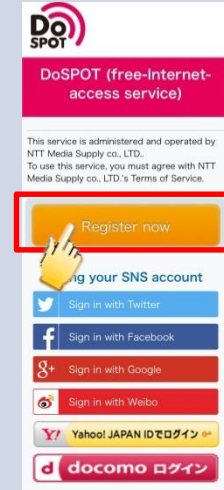
② Tap "Browser" application, Update the browser



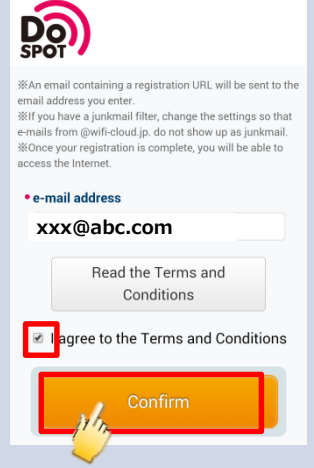
③ Tap "Access the internet here"



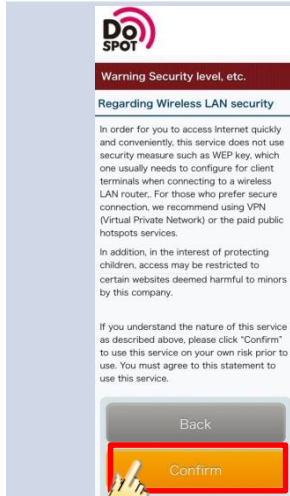
④ Tap "Register now"



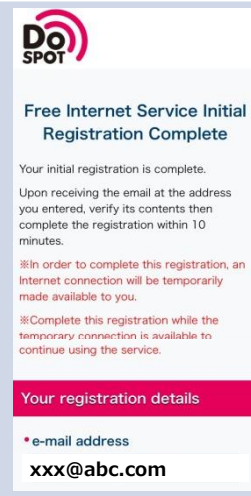
⑤ Check "I agree to the terms and conditions" and tap "Confirm"



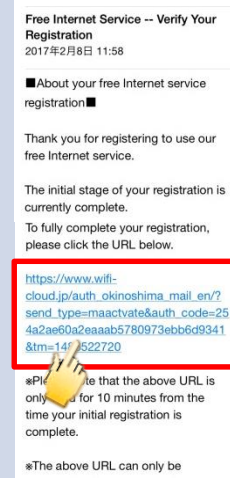
⑥ Tap "Confirm"



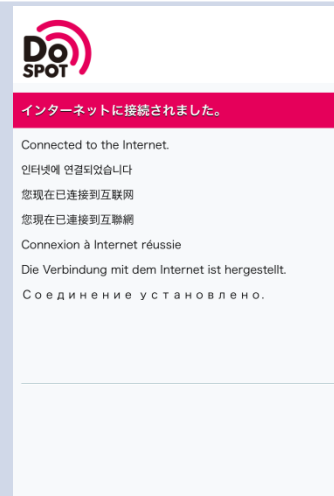
⑦ The e-mail address registered in ⑤ Temporary registration is completed  
※ Within 10 minutes from temporary registration Please carry out the main registration



⑧ To the temporarily registered e-mail address Registration e-mail will be received Click the URL below



⑨ Connection to the Internet was completed



⑩ It will be connected to Tamaki-town's HP



# TAMAKI\_Free\_Wi-Fi Procedures (SNS certification method)

① Turn on Wi-Fi,  
From the network list selection  
screen "TAMAKI\_Free\_Wi-Fi"  
Tap




② Tap "Browser" application,  
Update the browser



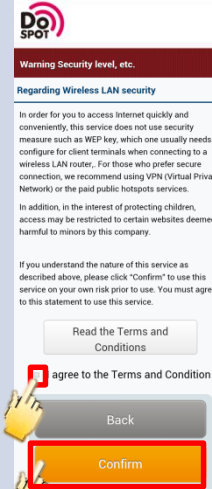
③ Tap  
"Access the internet here"



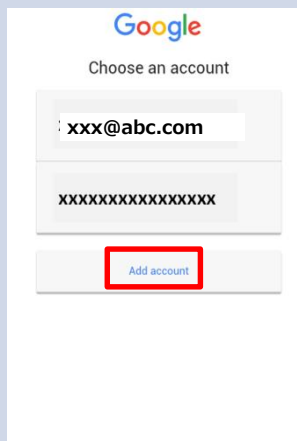
④ Tap  
"Using your SNS account"  
※ For Google ID



⑤ Check  
"I agree to the terms and  
conditions"  
and tap "Confirm"



⑥ Enter your email address or  
telephone number  
※ For Google ID



⑦ Enter your password  
※ For Google ID



⑧ Connection to the  
Internet was completed



⑩ It will be connected to  
Tamaki-town's HP

